

Silicon Schottky Barrier Diode

FEATURES

- Metal silicon junction, majority carrier conduction
- Ideal for used in detection or for switching on the radio, TV, etc.

MECHANICAL DATA

- Case: SOD-123
- Terminals: Solderable per MIL-STD-750, Method 2026
- Approx. Weight: 16mg/0.00056oz

PINNING

PIN	DESCRIPTION
1	Cathode
2	Anode



Top View
Marking Code: L60
Simplified outline SOD-123 and symbol

Maximum Ratings and Electrical characteristics

Ratings at 25 °C ambient temperature unless otherwise specified.

Parameter	Symbols	1N60PW	Units
Peak Reverse Voltage	V_{RM}	45	V
Reverse Voltage	V_R	20	V
Average Rectified Output Current	I_O	50	mA
Peak Forward Current	I_{FM}	150	mA
Surge Forward Current	I_{surge}	500	mA
Forward Current at $V_F < 1V$	I_F	4	mA
Reverse Current at $V_R = 10V$	I_R	50	uA
Total Capacitance at $f = 1MHz, V_R = 1V$	C_{tot}	38	pF
Rectification efficiency at $V_i = 2 V_{RMS}, R = 5 K\Omega$	η	55	%
Junction Temperature	T_j	125	°C
Storage Temperature Range	T_{stg}	-55 ~ +150	°C

Fig.1 Forward Characteristics

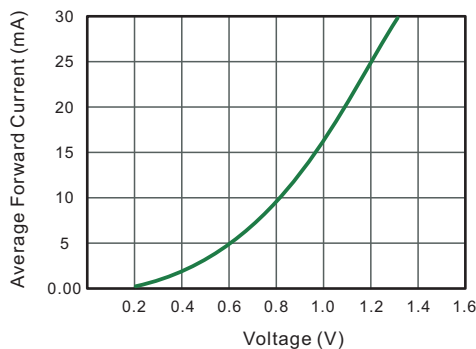
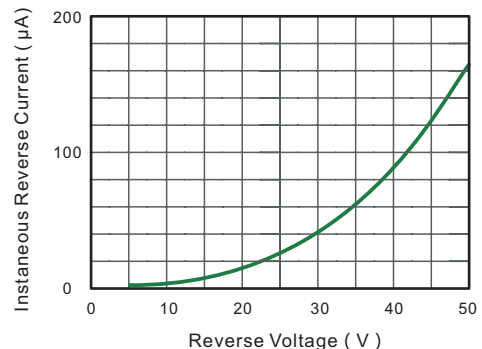


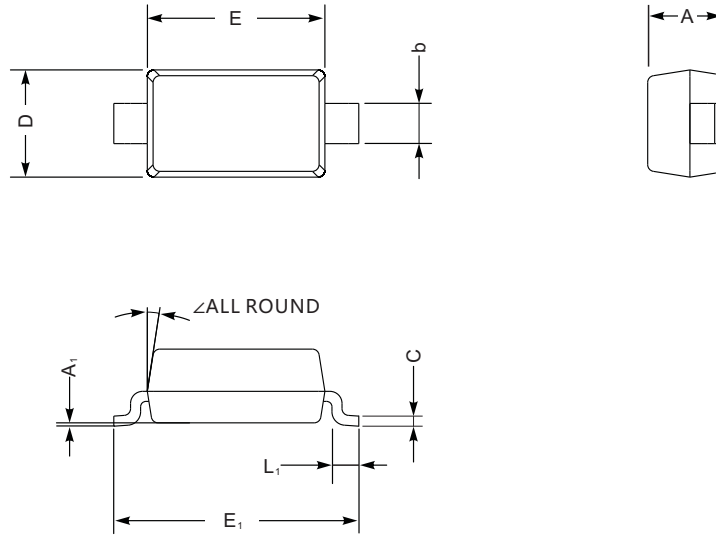
Fig.2 Typical Reverse Characteristics



PACKAGE OUTLINE

Plastic surface mounted package; 2 leads

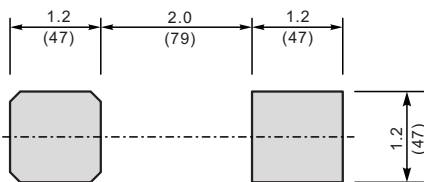
SOD-123



SOD-123 mechanical data

UNIT		A	C	D	E	E ₁	L ₁	b	A ₁	∠
mm	max	1.3	0.22	1.8	2.8	3.9	0.45	0.7	0.2	9°
	min	0.9	0.09	1.5	2.5	3.6	0.25	0.5	—	
mil	max	51	8.7	71	110	154	18	28	8	
	min	35	3.5	59	98	142	10	20	—	

The recommended mounting pad size



Unit: $\frac{\text{mm}}{\text{mil}}$